

# MCS-78X64X42-IP6X-7035 - Electronics housing



1524047

<https://www.phoenixcontact.com/us/products/1524047>

Please be informed that the data shown in this PDF document is generated from our online catalog. Please find the complete data in the user documentation. Our general terms of use for downloads are valid.



## Your advantages

- Convenient operation during device installation and maintenance thanks to optional hinges on the housing cover
- Flexible mounting thanks to the optional adapter plate
- Safe operation with the right degree of protection
- Individualized product selection due to the modular system
- Optimized PCB installation: PCB can be installed in a nearly horizontal orientation thanks to the angled housing edge

## Commercial data

Item number	1524047
Packing unit	10 pc
Minimum order quantity	10 pc
Sales key	AC04
Product key	ACFFAA
GTIN	4063151991012
Weight per piece (including packing)	122.6 g
Weight per piece (excluding packing)	110.4 g
Customs tariff number	84879090
Country of origin	DE

## Technical data

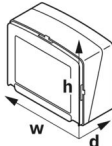
### Notes

Recommendation	Further information and detailed dimensions are available in the download area.
Recommendation	Do not stick anything to or damage the DAE membrane.
Note on application	We recommend the MCS-H-40-3031 living hinge so the housing parts can be removed without losing them.
PCB surface	The PCB surface specification is for orientation purposes and is based on a basic PCB. The housing can also accommodate several PCBs.
Assembly note	Tighten the mounting screws crosswise.

### Product properties

Product type	Complete housing
Housing type	Field housing
Housing series	MCS
Product family	MCS-78X64
Ventilation	integrated pressure compensation membrane

### Dimensions

Dimensional drawing	
Width	78 mm
Height	64 mm
Depth	42 mm

### PCB design

PCB thickness	0 mm ... 1.8 mm
---------------	-----------------

### Material specifications

Color (Housing)	light gray (RAL 7035)
Material Housing	PA-GF
Material Mounting screws	Stainless steel V2A
Material PCB screw	Steel
Flammability rating according to UL 94	V0
CTI according to IEC 60112	600
Surface characteristics	untreated

### Environmental and real-life conditions

#### Vibration test

1524047

<https://www.phoenixcontact.com/us/products/1524047>

Specification	IEC 60068-2-6:2007-12
Frequency	10 - 150 - 10 Hz
Sweep speed	1 octave/min
Amplitude	0.15 mm (10 Hz ... 58.1 Hz)
Acceleration	2g (58.1 Hz ... 150 Hz)
Test duration per axis	2.5 h
Test directions	X-, Y- and Z-axis

## Glow-wire test

Specification	IEC 60695-2-11:2021-10
Temperature	850 °C
Time of exposure	30 s

## Thermal stability / ball thrust test

Specification	IEC 60695-10-2:2014-02
Temperature	125 °C
Test duration	1 h
Force	20 N

## Mechanical strength / tumbling barrel

Specification	IEC 60068-2-31:2008-05
Height of fall	50 cm
Frequency	10

## Shocks

Specification	IEC 60068-2-27:2008-02
Pulse shape	Half-sine
Acceleration	15g
Shock duration	11 ms
Number of shocks per direction	3
Test directions	X-, Y- and Z-axis (pos. and neg.)

## Test for substances that would hinder coating with paint or varnish

Specification	VDMA 24364:2018-05
Result	Test passed

## Degree of protection (IP code)

Specification	IEC 60529:1989-11 + AMD 1:1999-11 + AMD 2:2013-08
Result, degree of protection, IP code	IP67

## Ambient conditions

Max. IP code to attain	IP65/67
Max. NEMA code to attain	6
Impact strength	IK07
Ambient temperature (operation)	-40 °C ... 85 °C (depending on power dissipation)
Ambient temperature (storage/transport)	-40 °C ... 55 °C
Ambient temperature (assembly)	-5 °C ... 85 °C

# MCS-78X64X42-IP6X-7035 - Electronics housing



1524047

<https://www.phoenixcontact.com/us/products/1524047>

Relative humidity (storage/transport)	80 %
---------------------------------------	------

## PCB data

Number of PCB holders	2
Type of PCB mount	Bolt mounting
Total PCB surface	2600 mm <sup>2</sup>
Thickness of the PCB	0 mm ... 1.8 mm

## Mounting

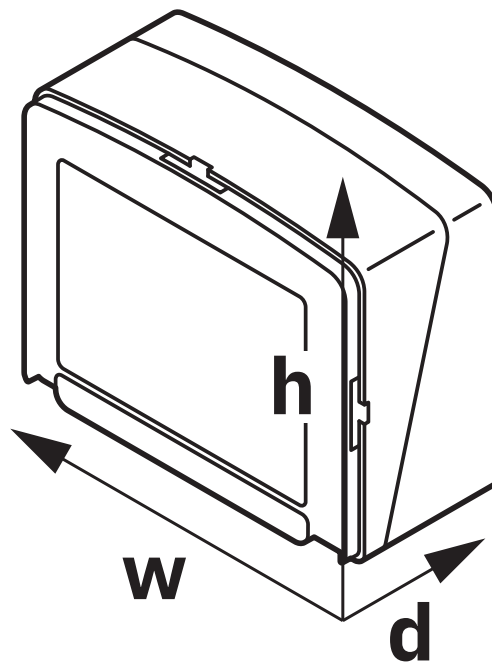
Mounting type	Panel mounting
Mounting position	any
Mounting (Screw connection between housing halves)	2.2 Nm ... 2.5 Nm (Torx® (TX 20))
Mounting (Mounting the PCB)	0.5 Nm (Torx® with longitudinal slot (TX 7))

## Packaging specifications

Type of packaging	Box packaging
-------------------	---------------

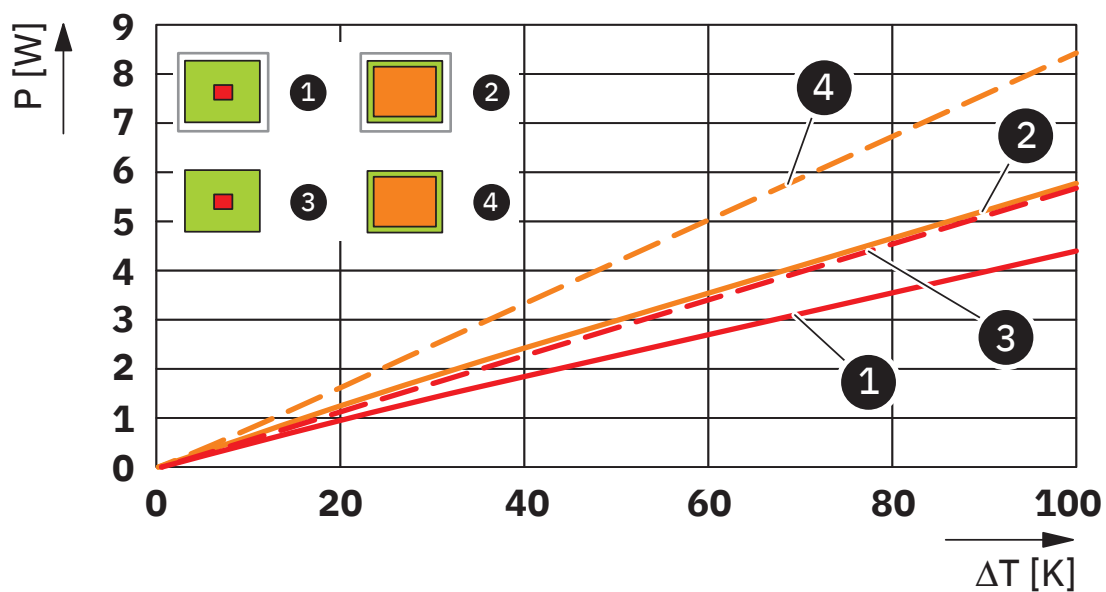
## Drawings

Dimensional drawing



Schematic representation – for additional information, see product range drawing in the Download Center

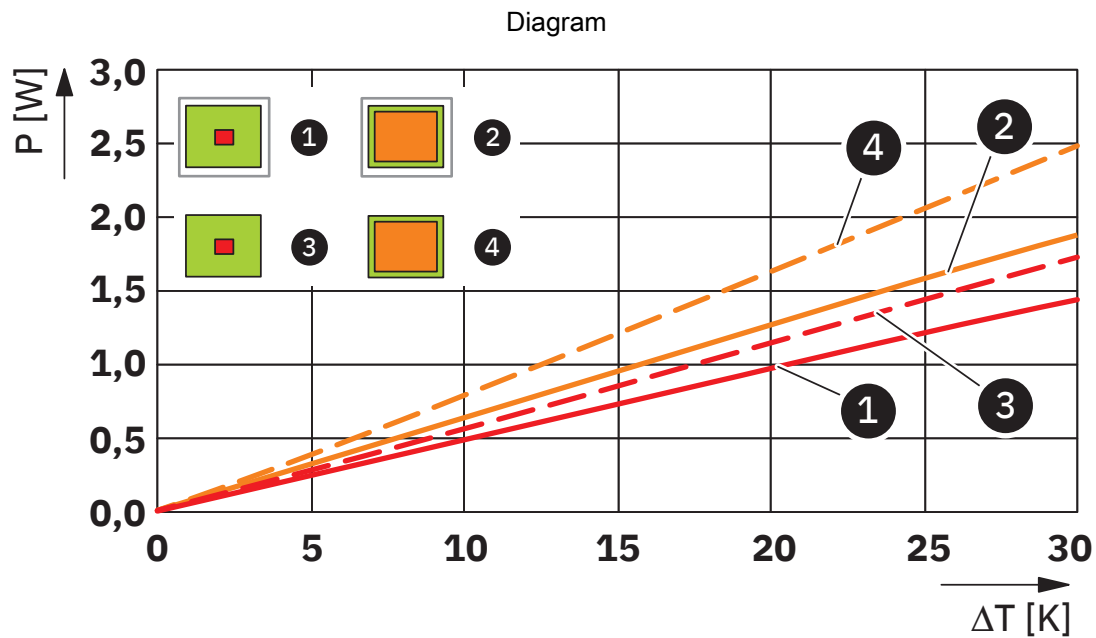
Diagram



Power dissipation diagram for 0 K ... 100 K

1524047

<https://www.phoenixcontact.com/us/products/1524047>



Power dissipation diagram for 0 K ... 30 K

# MCS-78X64X42-IP6X-7035 - Electronics housing



1524047

<https://www.phoenixcontact.com/us/products/1524047>

## Classifications

### ECLASS

ECLASS-13.0	27190103
ECLASS-15.0	27190103

### ETIM

ETIM 9.0	EC001031
----------	----------

# MCS-78X64X42-IP6X-7035 - Electronics housing



1524047

<https://www.phoenixcontact.com/us/products/1524047>

## Environmental product compliance

### EU RoHS

Fulfills EU RoHS substance requirements	Yes, No exemptions
---	--------------------

### China RoHS

Environment friendly use period (EFUP)	EFUP-E
	No hazardous substances above the limits

### EU REACH SVHC

REACH candidate substance (CAS No.)	No substance above 0.1 wt%
-------------------------------------	----------------------------

Phoenix Contact 2025 © - all rights reserved  
<https://www.phoenixcontact.com>

Phoenix Contact USA  
586 Fulling Mill Road  
Middletown, PA 17057, United States  
(+717) 944-1300  
[info@phoenixcon.com](mailto:info@phoenixcon.com)