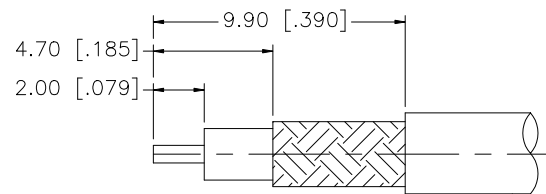
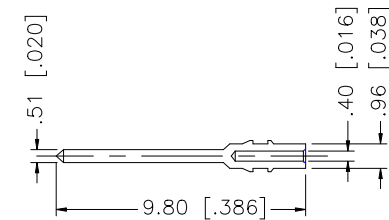
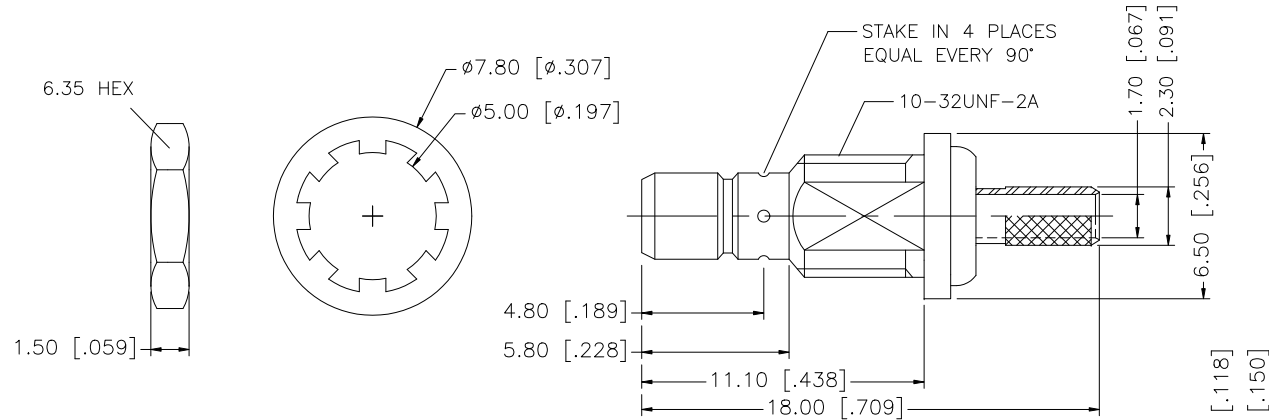
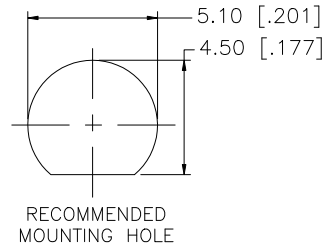
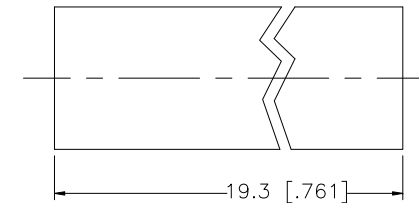


REV.	DATE	DESCRIPTION
NC	12/13/00	INITIAL RELEASE
A	05/06/07	REVISE BARREL/FERRULE DIMENSIONS/UPDATE DRAWING FORMAT
B	01/06/08	ADD CABLE CALL OUT IN DESCRIPTION. REMOVE NOTE 2



RECOMMENDED CABLE STRIPPING DIM'S



NOTE:
1. CRIMPED FERRULE HEX CRIMP SIZE .128"

					UNLESS OTHERWISE SPECIFIED DIMENSIONS ARE IN MILLIMETERS. DIMENSIONS IN [] ARE IN INCHES AND FOR CUSTOMER REFERENCE ONLY. UNLESS OTHERWISE SPECIFIED TOLERANCES FOR MILLIMETERS ARE: 0.5 – 8mm ± 0.20mm 8 – 30mm ± 0.40mm 30 – 120mm ± 0.50mm UNLESS OTHERWISE SPECIFIED TOLERANCES FOR INCHES ARE: .020 – .315 = ± 0.007” .315 – 1.180 = ± 0.015” 1.180 – 4.724 = ± 0.020”	APPROVALS	DATE	Amphenol Connex								
8						DRAWN	G.R.S.						01/06/08			
7	HEAT SHRINK TUBE		BLACK	1		CHECKED			PART DESCRIPTION MINI SMB BULKHEAD CRIMP JACK (FOR RG-179/U, 187/U CABLE)							
6	HEX NUT	BRASS	NICKEL	1		ISSUED										
5	LOCK WASHER	BRASS	NICKEL	1		SHEET	1 OF 1		PART NO. 142179-75							
4	FERRULE	COPPER	NICKEL	1												
3	CONTACT PIN	BRASS	GOLD	1	CAD FILE	C:/142/142179-75.DWG		DWG. NO.		142179-75.DWG	REV.	B	SIZE	A	SCALE	NA
2	INSULATOR	TEFLON	NATURAL	1	DO NOT SCALE DRAWING											
1	BODY	BRASS	NICKEL	1												
	DESCRIPTION	MATERIAL	FINISH	QTY												

Mouser Electronics

Authorized Distributor

Click to View Pricing, Inventory, Delivery & Lifecycle Information:

[Amphenol:](#)

[142179-75](#)